

Using resource-centric

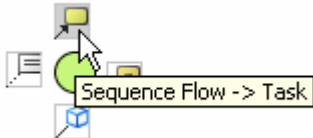
1. Here is a Start Event.



2. Move the cursor on top the Start Event. You will see a set of resource icons showing around the Start Event.



3. Press on the resource 'Sequence Flow -> Task'



4. Drag...

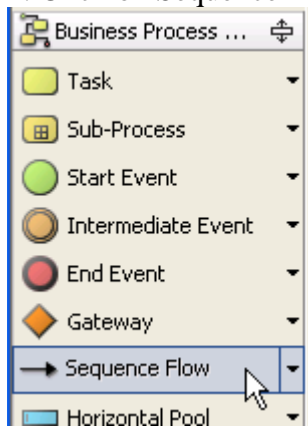


5. Release the mouse button. A task is created and connected with the Start Event with a Sequence Flow.

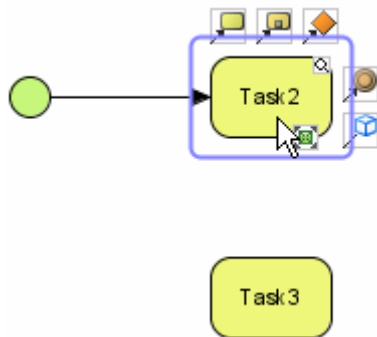


Using the pallet

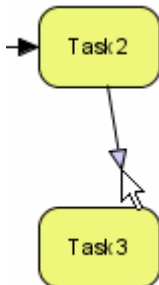
1. Click on Sequence Flow from the diagram pallet.



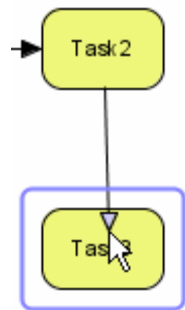
2. Press on the source shape (e.g. a Task)



3. Drag to the target shape.



4. Release the mouse button on the target shape.



5. A connector is created to link up the source and target shape.

